




ST6 Super Thin

ECE R65 6-LED Warning Lamp



Screw Mount

Quick Mount **NEW!**

FEATURES

- 0.35" (9mm) Super low-profile optic with ECE R65 and SAE Class 1 certified output.
- Quick Mount version with minimum bezel design and pre-applied 3M adhesive for a clean and quick installation. **NEW!**
- ECE R10 EMC Compliance.
- Self-contained; no external flasher required.
- Vertical installation compliance with regulation.
- Multi-units synchronization in simultaneous or alternating flash.
- Fully Weatherproof and vibration resistant design for external or internal use.
- Solid aluminium housing for efficient heat dissipation and maximum durability.
- Long life LEDs rated to 100,000 hours of operation.
- Non-volatile memory recalls last flash pattern used at power up.
- Reverse polarity protection.

SPECIFICATIONS

Compliance: ECE R65 (XA1, XB1); ECE R10
SAE J595 Class 1; IPX7

LED Element: High-power LED x 6 pcs

No. of Warning Patterns: 23

Operating Voltage: 12~24VDC

Avg. Current: 0.5A @12VDC / 0.25A @24VDC
(varies with flash pattern)

Max. Current: 1A @12VDC / 0.5A @24VDC

Avg. Power: 6 Watts (varies with flash pattern)

Max. Power: 10 Watts

Wires: Red-Vcc: 20AWG
Black-GND: 20AWG
Yellow-Flash Patterns & Sync: 20AWG

Wire Length: 25cm for Screw Mount version
46cm flat wire for Quick Mount version

Fuse Rating: 2A

Synchronization: 15 Units

LED Colour: Red, Blue, Amber, White, Green

Lens Colour: Clear

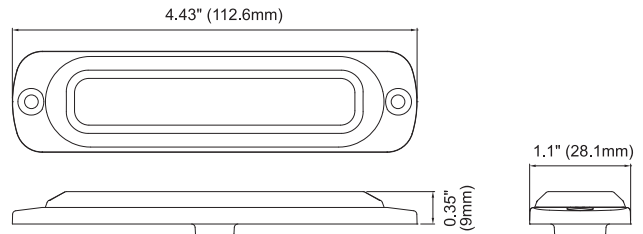
Storage Temp. : -40°C to +75°C

Working Temp. : -30°C to +65°C

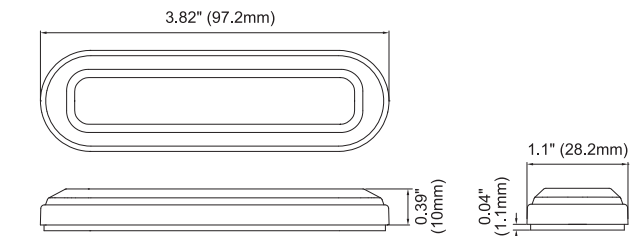
Warranty: 5 Year

DIMENSIONS

Screw Mount



Quick Mount



PART NO.

- M042-0x13y-000** (SAE; Horizontal Mount)
M042-1x13y-000 (SAE; Vertical Mount)
M042-0x23y-000 (ECE R65 Class 1; Horizontal Mount)
M042-1x23y-000 (ECE R65 Class 1; Vertical Mount)
M042-0x33y-000 (ECE R10; Horizontal Mount)
M042-1x33y-000 (ECE R10; Vertical Mount)

Replace **x** for mounting:

- 1 = Screw Mount
2 = Quick Mount

Replace **y** for colour:

- | | |
|---------------------------------|---------------------------------|
| A = Amber LED, Clear Lens | B = Blue LED, Clear Lens |
| R = Red LED, Clear Lens | G = Green LED, Clear Lens |
| W = White LED, Clear Lens | Q = Red/Blue LED, Clear Lens |
| J = Red/Amber LED, Clear Lens | T = Blue/White LED, Clear Lens |
| D = Blue/Amber LED, Clear Lens | U = Red/White LED, Clear Lens |
| E = Amber/Green LED, Clear Lens | K = Amber/White LED, Clear Lens |

FLASH PATTERN

#	ECE Version			
1	Double	[R65]	13	Single H/L (split)
2	Single	[2Hz]	14	Single [SAE]
3	Triple	[2Hz]	15	Double [SAE]
4	Quad	[2Hz]	16	Quad [SAE]
5	Random		17	Quint [SAE]
6	Single	(split)	18	Mega
7	Double	(split)	19	Ultra [SAE]
8	Quad	(split)	20	Single-Quad
9	Quint	(split)	21	Single H/L
10	Mega	(split)	22	Steady Half
11	Ultra	(split)	23	Steady
12	Single-Quad	(split)		

*split = Left alternating Right

#	SAE Version			
1	Random		13	Quint
2	Single	(split)	14	Mega
3	Double	(split)	15	Ultra
4	Quad	(split)	16	Single-Quad
5	Quint	(split)	17	Single H/L
6	Mega	(split)	18	Steady (half)
7	Ultra	(split)	19	Steady
8	Single-Quad	(split)		
9	Single H/L	(split)		
10	Single			
11	Double			
12	Quad			

*split=Left alternating Right

ACCESSORIES

99-M042M00-000

L-bracket Single Head




99-M042M01-000

Bracket Swivel Mount



99-M042M02-000

L-bracket Dual Head (Left/Right)



99-M042M03-000

L-bracket Dual Head (Top/down)



99-M042X00-000

Chrome Flange Kit for Screw Mount



99-M042X01-000

White Flange Kit for Screw Mount



99-M042X02-000

Black Flange Kit for Screw Mount



99-M042X03-000

Rubber Saddle Spacers for Screw Mount
(Ø65~Ø75mm pipe to flat surface)

